



ASIX USB Device Installer macOS Driver Quick Installation Guide

Revision 1.02
September 23th, 2024



Revision History

Revision	Date	Description
1.00	2021/05/28	Initial release.
1.01	2022/07/06	Modified some description in Section 1.
1.02	2023/09/23	Added snapshots for macOS Sequoia in Section 2-3



Contents

1. Introduction	4
2. Driver Installation Procedures	4
2-1. Download Driver from AXIS Web Site	4
2-2. To Install ASIX USB Devcie App on macOS	4
2-3. To Install ASIX USB Ethernet Dongle Driver on macOS	6
2-4. To Check ASIX USB Ethernet Dongle Can be Used	8

1. Introduction

This document contains the installation and uninstallation information of AXIS USB Device Installer macOS drivers.

Note: Support devices, AX88179, AX88178A, AX88772B, AX88772C.

2. Driver Installation Procedures

2-1. Download Driver from AXIS Web Site

For example, click the below link to open driver download web page:

<https://www.asix.com.tw/en/support/download>

-> Software & Tools -> Drivers -> USB Ethernet ICs -> AX88179

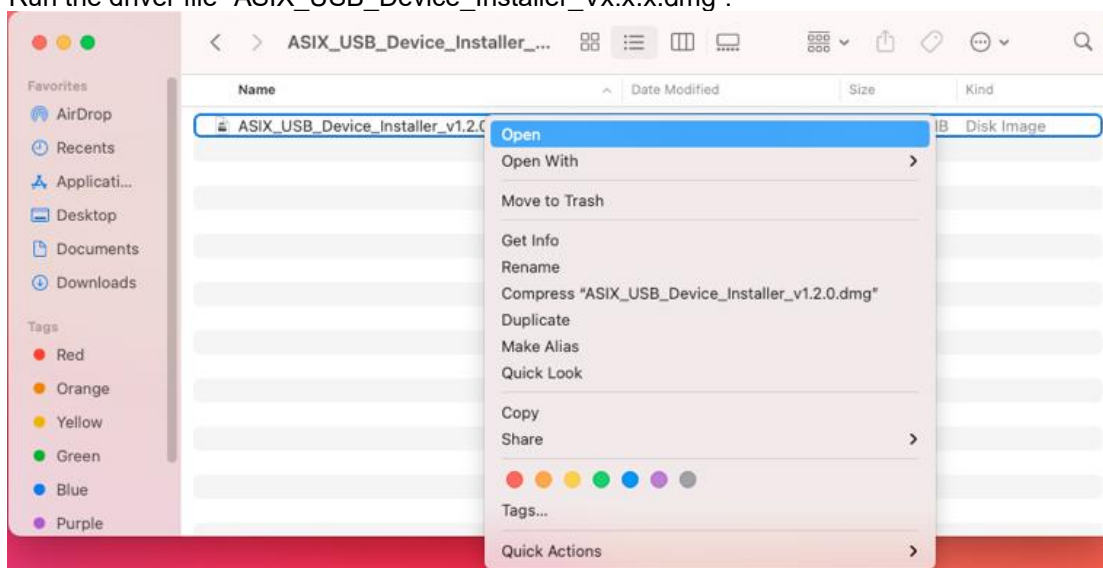
Choice the corresponding driver to download.

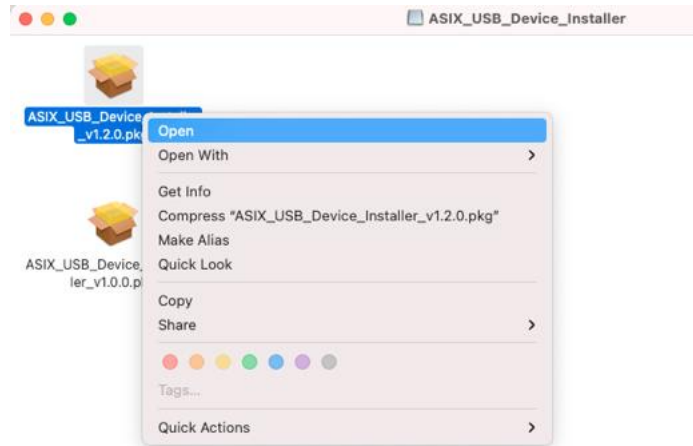
Apple macOS 12 Drivers Installer	Vision	Release	File Size	↓
For Intel and Apple silicon platforms	2.0.0	Date	1.2 MB KB	
		2021-10-21		
Apple macOS 11.3 to 11.6 Drivers Installer	Vision	Release	File Size	↓
For Intel and Apple silicon platforms	1.3.0	Date	1.3 MB KB	
		2021-08-25		

2-2. To Install ASIX USB Devcie App on macOS

Unplug ASIX USB Ethernet dongle from USB Port first.

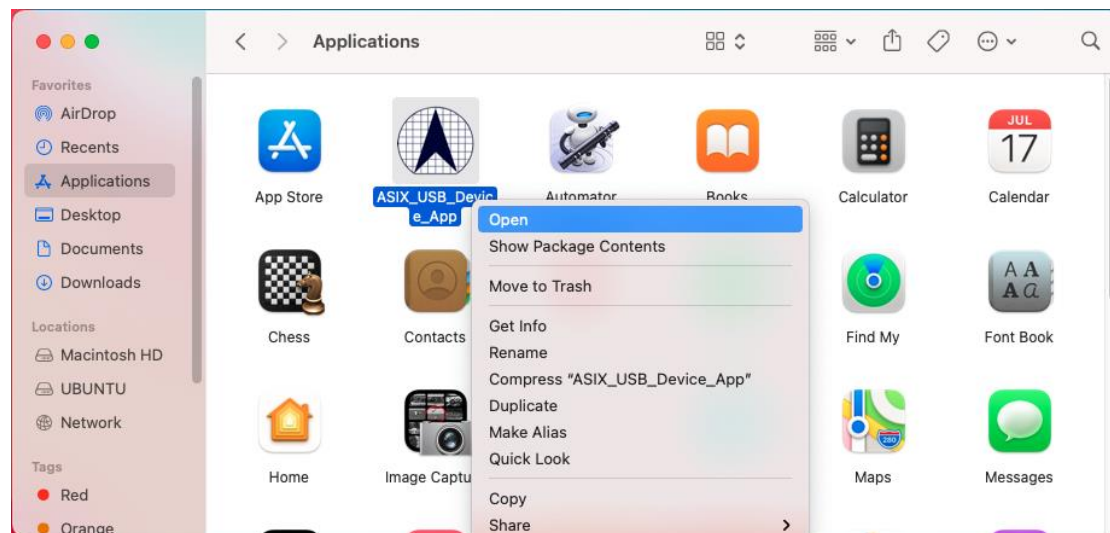
Run the driver file "ASIX_USB_Device_Installer_Vx.x.x.dmg".





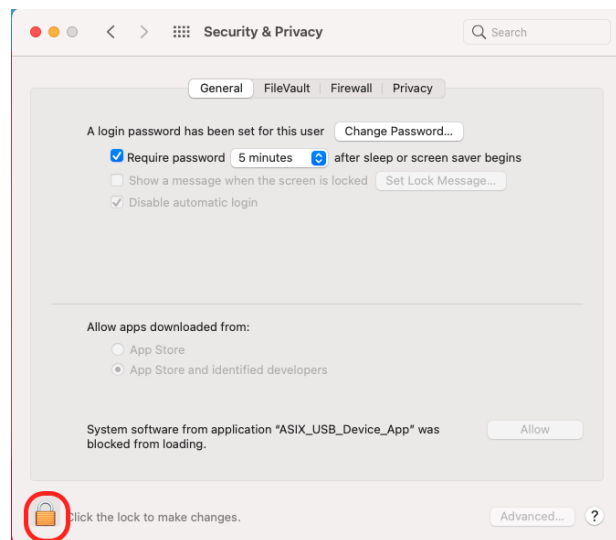
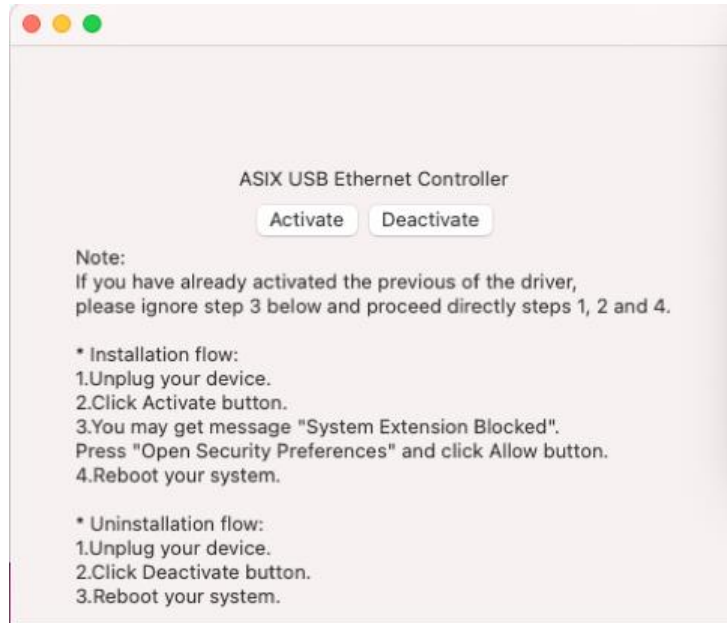
Note: ASIX_USB_Device_Uninstaller_Vx.x.x.pkg will remove ASIX_USB_Device_App from Applications only. Please press “Deactivate” button from ASIX_USB_Device_App in order to remove the driver if necessary.

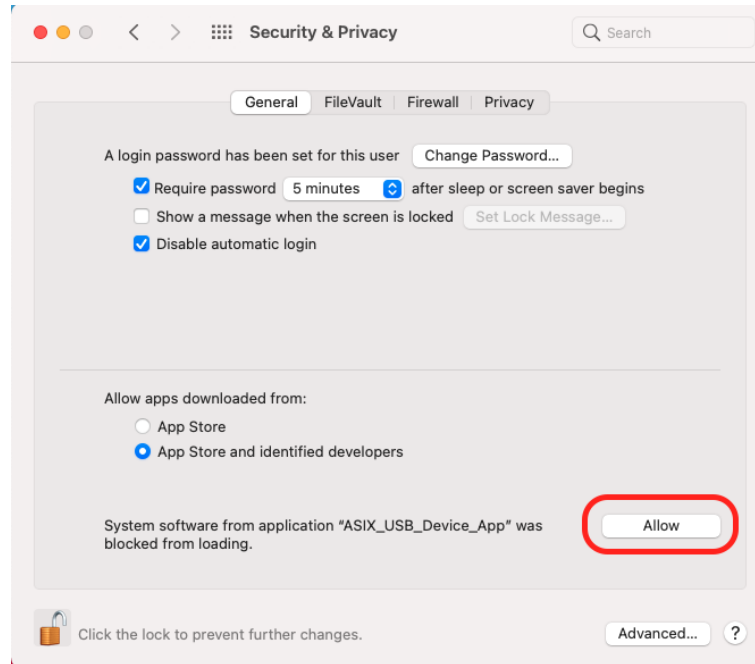
Restart your computer.
Launch the application “ASIX_USB_Device_App”.



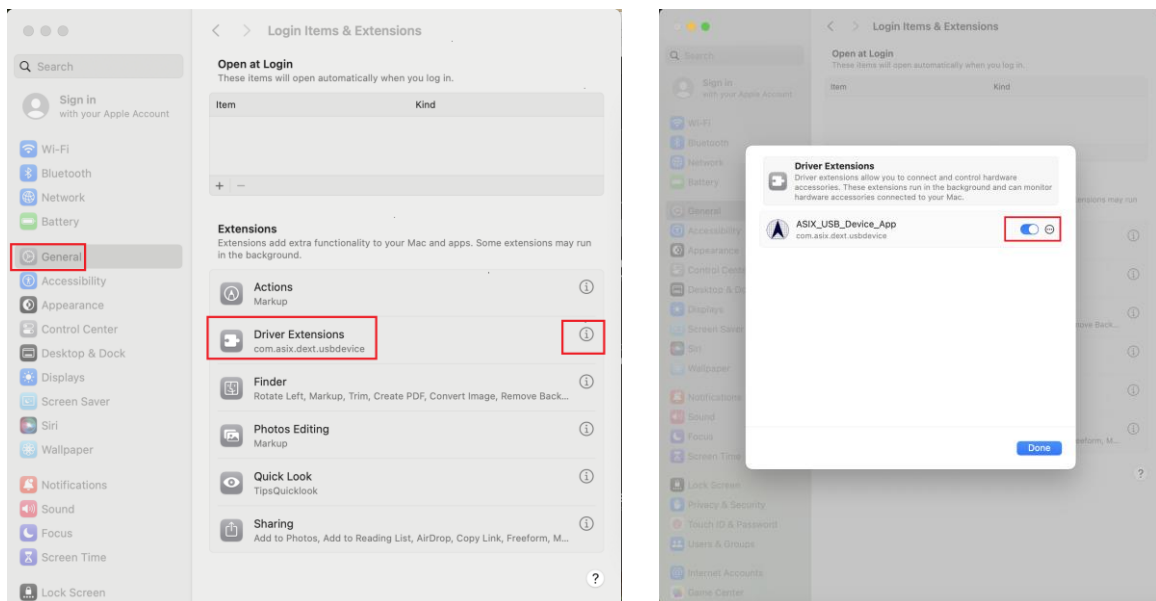
2-3. To Install ASIX USB Ethernet Dongle Driver on macOS

Following the installation flow to Activate and Deactivate driver





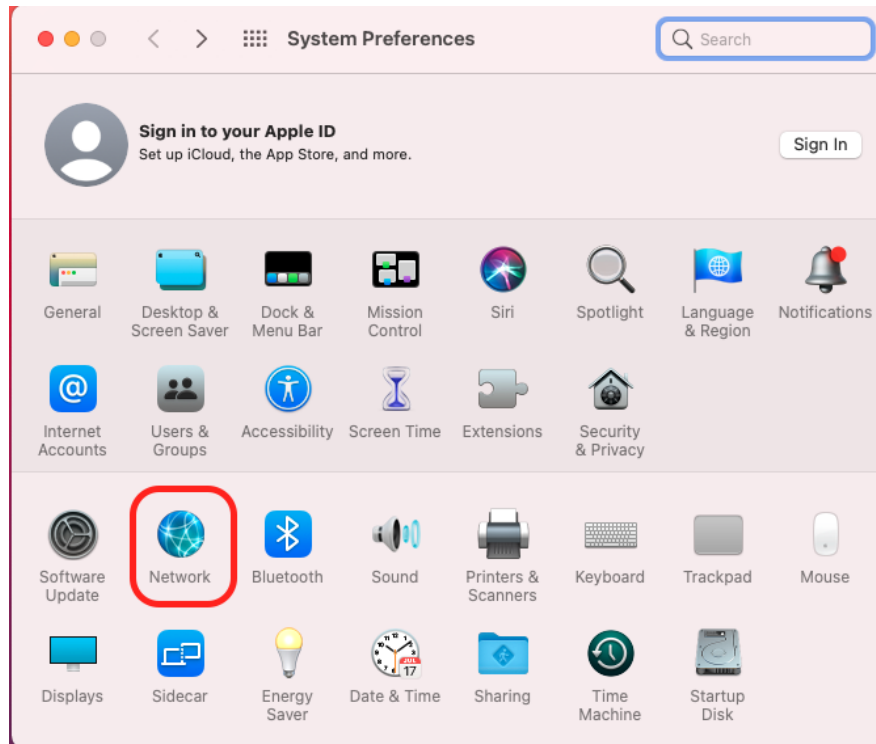
For macOS 15 and above, please refer to the example below to "Allow" the driver.



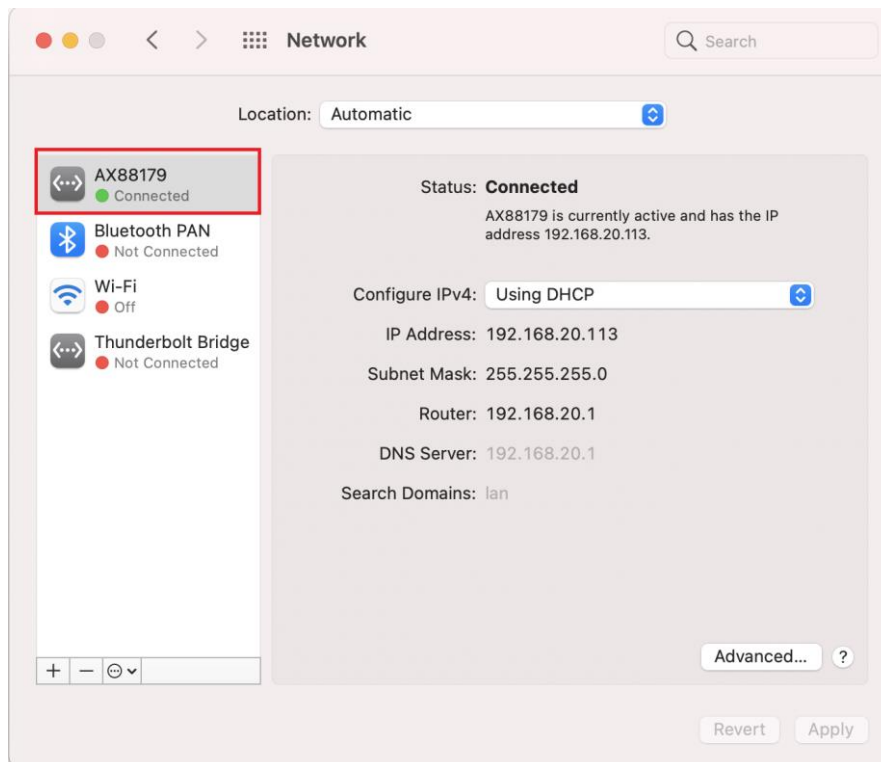
Restart your computer again.

2-4. To Check ASIX USB Ethernet Dongle Can be Used

Plug in ASIX USB Ethernet dongle to USB Port and open network setting.

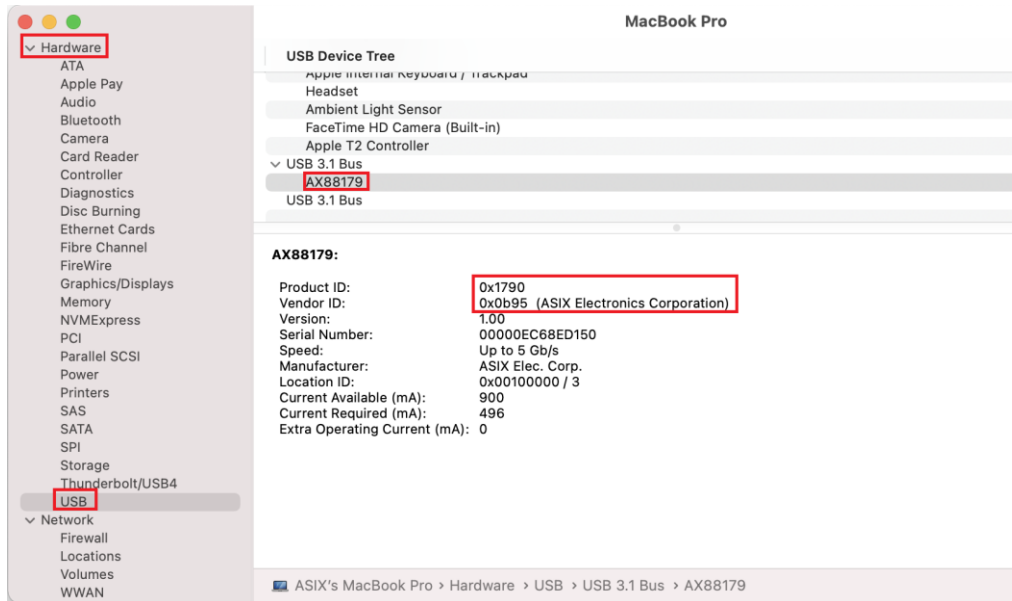


Make sure the driver activate and check device is found.





ASIX USB Device Installer macOS Driver Quick Installation Guide





**4F, No.8, Hsin Ann RD., Hsinchu Science Park,
Hsinchu, Taiwan, R.O.C.**

TEL: +886-3-5799500

FAX: +886-3-5799558

Email: support@asix.com.tw

Web: <https://www.asix.com.tw>