



## ■ FEATURES

- Share screen, files, keyboard, mouse, and clipboard between two Windows® computers
- Supports Duplicate and Extend modes in Virtual 2nd Display
  - Movable and resizable Picture-in-Picture window when using Duplicate mode
  - Share files easily by Drag & Drop across screen/PIP window or Copy & Paste
- Drop across screen/PIP window or Copy & Paste
  - Supports virtual multi-touch, Windows® gesture function and stylus pen when used with a tablet
  - The screen will automatically rotate and resize with the rotation of Windows® tablet when using Extended mode
  - Provides 2 USB™ Type-A and 1 USB-C® ports to connect peripherals.
- Equipped with a two USB™ Type-A 5Gbps and one USB-C® 5Gbps ports for connecting peripherals (only works with PC1 host)

## ■ SYSTEM REQUIREMENTS

### Windows®

- OS: Windows® 11 / 10
- Available USB-C® port, USB™ 3.2 is recommended
- Hard disk capacity: at least 100MB
- CPU - 8th Generation Intel® Core™ i5 Processors, 4 Cores or greater
- RAM - 8GB or greater

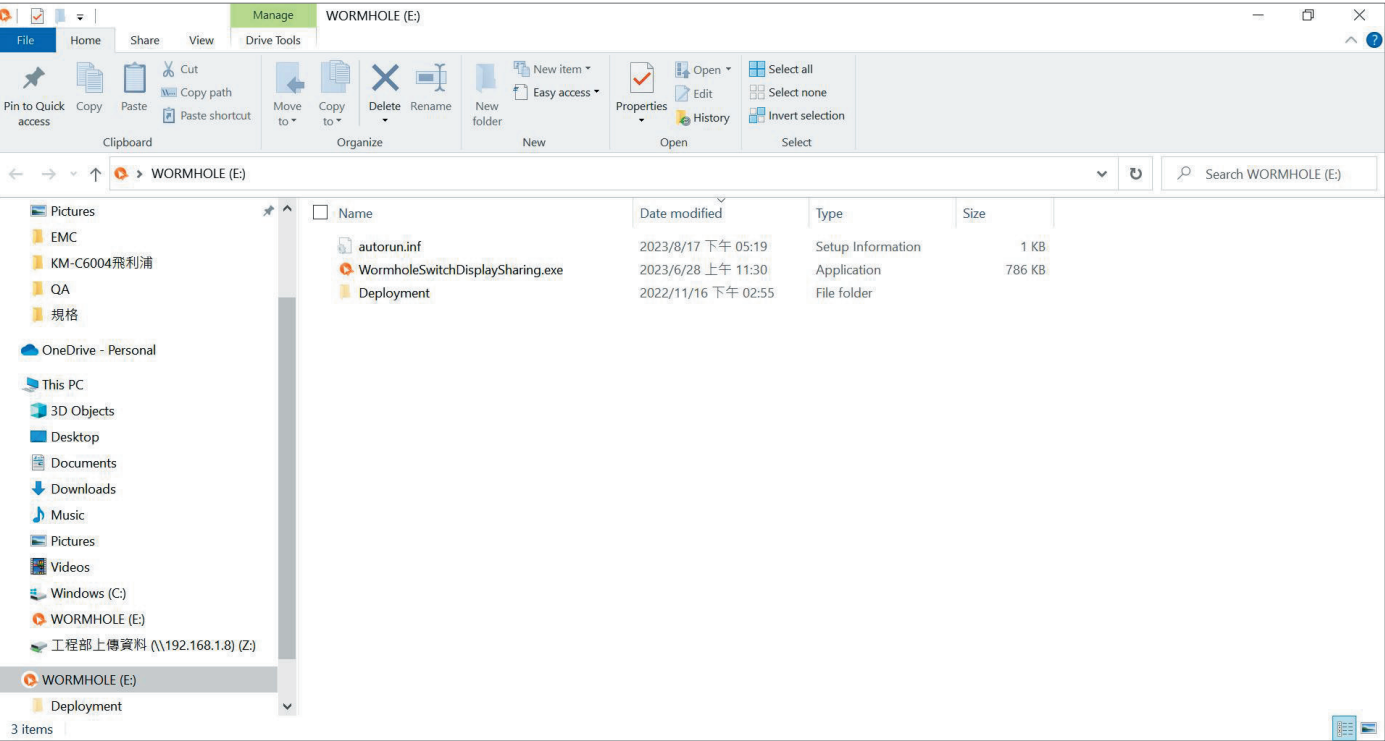
■ DRIVER INSTALLATION GUIDE

STEP 1 Please connect the JCH462 to both computers you want to use.




\*The computer that connects with the shorter cable of JCH462 will be the main host and will utilize USB™ ports on the JCH462.

STEP 2 Install the driver built into the JCH462 on both computers



- Click “Yes”.

STEP 3 After installing the driver, a control bar will appear to the right corner of both screens. The control bar allows you to control display and data sharing between two computers.







■ FUNCTION DESCRIPTION

Display Sharing


Extend Mode

- This feature allows the attached computer to work as an extended display.



Duplicate Mode

- This feature allows the attached computer to mirror the display of main host computer (PC1).



- In Duplicate Mode, the screen of the secondary computer (PC2) can be turned into a resizable Picture-in-Picture window.





## ■ FUNCTION DESCRIPTION

### FUNCTION DESCRIPTION

#### Touch Control Sharing

- If the secondary computer (PC2) has a touch screen, you can use the touch panel to control the attached computer in Duplicated Mode or the display area extended to the touch screen in Extended Mode.



#### Keyboard/Mouse, Date, and Clipboard Sharing

- Allows you control both computers with a single keyboard and mouse.
- Share files easily by dragging & dropping across the screen or in PIP.
- Easily edit, copy, or paste clipboard content bi-directionally between two computers.

